

MILITARISED LOGISTICS TRUCKS



[renault-trucks.com](https://www.renault-trucks.com)

CONTENTS


A COMPREHENSIVE RANGE OF TRUCKS	P 03
A COMPREHENSIVE RANGE OF MILITARISED LOGISTICS TRUCKS	P 04
CUSTOMISED VEHICLES	P 04
ROBUST TRUCKS FOR DEMANDING APPLICATIONS	P 04
EXCEPTIONAL OBSTACLE-CLEARING CAPABILITIES	P 04
SAFETY FIRST	P 04
GREATER COMFORT AND SAFETY	P 05
FUEL-EFFICIENT VEHICLES	P 05
ALTERNATIVE ENERGY OFFERS	P 05
READY TO DEPLOY IN ALL OF YOUR MISSIONS	P 05
A ROBUST AND RELIABLE PARTNER	P 05
AT YOUR SERVICE, ANY TIME	P 06
HEAVY-DUTY RANGES	P 07
UNFAILINGLY RUGGED	P08
EXCEPTIONAL TECHNICAL CAPABILITIES	P 09
EXCEPTIONAL OBSTACLE-CLEARING CAPABILITIES	P 09
USER-FRIENDLY AND EFFICIENT TECHNOLOGY	P 10
PERFORMANCE	P 10
OPTIONAL MILITARISATION EQUIPMENT	P 11
RANGE OVERVIEW	P 12
CABS	P 13
EXAMPLES OF RANGE K AND C BODIED TRUCKS EQUIPPED FOR MILITARY USE	P 14
MEDIUM-DUTY TRUCKS	P 15
ROBUST TRUCKS	P 15
GO-ANYWHERE TRUCKS	P 16
PERFORMANCE	P 16
OPTIONAL MILITARISATION EQUIPMENT	P 16
RANGE OVERVIEW / EURO 6	P 17
RANGE OVERVIEW / EURO 3	P 17
CABS	P 18
EXAMPLES OF RANGE D AND D WIDE BODIED TRUCKS EQUIPPED FOR MILITARY USE	P 19
HEAVY-DUTY LONG HAUL T RANGES	P 20
RANGE OVERVIEW	P 20
MASTER RANGES	P 21

Note: The technical specifications, equipment, functionalities, performance and dimensions detailed in this document are only provided for information purposes and may vary according to vehicle model and configuration. The manufacturer reserves the right to change them without prior notice. Certain models, variants, components and equipment described in this document might not be available in combination with other ones. For further information, please contact the Renault Trucks - Special Tenders Business sales division.

A COMPREHENSIVE RANGE

OF TRUCKS IDEALLY SUITED TO MILITARY APPLICATIONS



	Configuration		Type		GCW	GCWR	Euro	Engine	Gearbox	Cab
Master 	4x2	4x4	Chassis & Platform Cab Vans		2.8 - 4.5 t	5.3 - 7.5 t	Euro 6	130 to 180 hp	Manual	FWD/RWD Vans Crew Cab Vans Combi Bus Platform & Chassis Cab Chassis double cab
Range D 	4x2	4x4	Rigid		7.5 - 18 t	32 t	Euro 6 Euro 3	210 to 280 hp (Euro 6) 220 to 280 hp (Euro 3)	Manual (Euro 3 and 6) Automated Manual & Automatic Transmission (Euro 6)	Width 2.1 m. Day cab Global cab Crew cab
Range D WIDE C Cab 2.3 M 	4x2		Rigid	Tractor	18 - 19 t	50 t	Euro 6	250 to 430 hp (Euro 6)	Manual Automated Manual Automatic	Width 2.3 m. Day cab Global cab Night & Day cab Sleeper cab
	6x2 6x2 ⁴				26 t					
	6x4									
Range C 	4x2		Rigid	Tractor	18 - 19 t	60 - 70 t	Euro 6 Euro 5 Euro 3	380 to 520 hp (Euro 6 and Euro 5) 330 to 500 hp (Euro 3)	Automated Manual	Width 2.5 m. Day cab Night & Day cab Sleeper cab Crew cab (XL and XXL)
	6x2 6x2 ⁴				26 t	60 - 70 t				
	6x4			26 t	100 t					
	8x4 8x6			32 t	80 t					
Range K 	4x2	4x4	Rigid	Tractor	18 - 19 t	60 - 70 t	Euro 6 Euro 5 Euro 3	380 to 520 hp (Euro 6 and Euro 5) 330 to 500 hp (Euro 3)	Automated Manual	Width 2.5 m. Day cab Night & Day cab Sleeper cab Crew cab (XL and XXL)
	6x4	6x6			Tractor	26 - 35 t				
	8x4 8x6	8x8	Rigid	Tractor	32 - 50 t	80 t				
					70 t					
Range T 	4x2		Rigid	Tractor	19 t	40 - 60 t	Euro 6	380 to 520 hp (Euro 6)	Automated Manual	Width 2.5 m. Day cab Night & Day cab Sleeper cab High Sleeper cab
	6x2				26 t					

A COMPREHENSIVE RANGE OF MILITARISED LOGISTICS TRUCKS

- Renault Trucks offers an extensive range of vehicles from 3 to 120 t, with technical capacities and innovative services adapted to each vehicle application.
- French and foreign armed forces, civil security teams and non-governmental organisations are already relying on Renault Trucks vehicles to undertake activities in the most extreme environments.

CUSTOMISED VEHICLES

- The wide selection of configurations and wheelbases available mean that there is an option for all of your needs and vehicle applications.
- The diversity of components and the pre-equipment of sprung components open up a range of options for your vehicle bodies.
- An extensive selection of cabs: day cabs, sleeper cabs or 4-door cabs are available for adaptation to all configurations.
- Power take-offs, side members with body brackets, a choice of tank dimensions, custom overhang length, all provisions are available to optimise the use and functionality of your vehicles.

ROBUST TRUCKS FOR DEMANDING APPLICATIONS

- Renault Trucks vehicles are designed using robust parts, major components and solutions that have been tested rigorously under extreme conditions.
- To guarantee maximum reliability and durability, the vehicles have been reinforced using equipment and materials recognised for their strength.

EXCEPTIONAL OBSTACLE-CLEARING CAPABILITIES

- Chassis, cab, driveline: everything has been designed to help you to undertake your activities and progress in the most extreme situations with maximum efficiency.
- Designed for obstacle clearance, "all-wheel drive" trucks provide exceptional traction over all types of terrain.
- The steering precision and the small turning circles offer excellent handling.

SAFETY FIRST

- The different braking systems and intelligent driving assistance technologies protect personnel efficiently and safeguard loads.
- Numerous items of equipment and accessories further reinforce driver and passenger safety.
- The design of the windscreen and the door mirrors provide considerable gains in terms of visibility.

GREATER COMFORT AND SAFETY

- Cab interior space is optimised with numerous storage compartments available (overhead console, centre tray, interior/exterior locker). Controls are arranged ergonomically to make driving easier.

FUEL-EFFICIENT VEHICLES

- Renault Trucks has developed engines that are based on proven technology that are suited perfectly to various vehicle application types.
- The drivelines provide a wide range of technology and power rating options offering reduced fuel consumption and maintenance costs.
- Automated manual transmission systems are fitted as standard on the majority of models, provide fuel savings in comparison with manual gearboxes.
- The shape of the cabs, the roof and side deflectors and intelligent technology (automatic engine stop, Fuel Eco gear shift, power mode override, etc.) reduce fuel consumption further.

ALTERNATIVE ENERGY OFFERS

- Renault Trucks is committed to research aimed at maximising energy efficiency and sustainable mobility, and markets a range of vehicles powered by alternative energy sources.
- Certain Heavy-Duty and Medium-Duty range models can run on Biodiesel if mixture type sensors are installed and the engine settings are adapted, providing performance levels identical to those of a diesel engine.
- 100% electric (E-Tech) and CNG (Compressed Natural Gas) propulsion solutions are available on certain models from the Medium-Duty and Master ranges.

READY TO DEPLOY IN ALL OF YOUR MISSIONS


- In order to meet all of your requirements, Renault Trucks vehicles can be supplied fully bodied and equipped according to your requirements.
- Furthermore, many mechanical and electrical provisions make bodybuilding operations easier and allow for the installation of equipment necessary for all activities.

A ROBUST AND RELIABLE PARTNER

- With a presence in more than 100 countries, we are developing and maintaining close links with our customers via a distribution network of more than 1600 service points.
- Both the design and assembly of Renault Trucks vehicles and the production of their main components are undertaken in France.

AT YOUR SERVICE, ANY TIME

Renault Trucks is at your service throughout your vehicles' entire operating lives to ensure you can count on the maximum operational availability of your truck.



NETWORK

A large number of service and repair points.



24/7 BUTTON

Located within easy reach of the driver, the 24/7 button allows geolocation of the vehicle during a call to the Renault Trucks 24/7 platform.



RENAULT TRUCKS 24/7


A network of experts communicating in 16 languages to provide assistance and breakdown recovery operations and guarantee quality of service 24 hours a day, 7 days a week.

OVER 1600 SERVICE POINTS THROUGHOUT THE WORLD.



START & DRIVE

Maintenance and repair contracts adapted to your activity to control your budget and ensure maximum availability of your trucks.



GENUINE PARTS

The range of Renault Trucks genuine parts ensures that the performance of your vehicles is maintained.



2-YEAR WARRANTY.

With the extended 2-year warranty on all parts fitted by an approved Renault Trucks repairer, you can enjoy ideal protection at the best quality/price ratio.

HEAVY-DUTY RANGES



- Renault Trucks K and C range offers a comprehensive selection of rugged heavy commercial vehicles with outstanding load carrying and obstacle clearance capabilities, which are suitable for all military logistical transport applications (cargo, 20' flat bed, HCV recovery, tanker, refuelling, transportable technical shelter, low-loader, civil engineering crane, ancillaries, fire protection, etc.).
- Rigid and tractor versions are available, from 4x2 to 8x4 all-road and 4x4 to 8x8 all-terrain (for range K only). They are designed to carry significant loads, with a GCW of up to 50 tonnes (on 8x4 and 8x8 rigids) and a GCWR of 120 tonnes (on 6x4 tractors).
- Equipped with 11L or 13L engines, they are type-approved in accordance with the Euro 6, Euro 5 and Euro 3 environmental standards in order to meet regulatory requirements. The Euro 3 and Euro 5 engines can run on most of the fuels used for military applications (including "jet fuels" with the appropriate additives).

FUEL CONSUMPTION - COMFORT



Renault Trucks C

ROBUSTNESS - PAYLOAD



Renault Trucks K

TRACTOR & RIGID

- ENGINES:
EURO 3, 5 and 6
11L & 13L up to 520hp
- AUTOMATED
MANUAL
TRANSMISSION
- CONFIGURATIONS:
comprehensive offer
from 4x2 to 8x8
- CAB 2.5 m

Note: the information provided below (up to page 11) relates primarily to range K.

UNFAILINGLY RUGGED

Designed to operate in extreme conditions, covering all types of terrain, trucks from the Renault Trucks range K enable you to complete your tasks successfully.



→ ADAPTED GEARBOXES

They are equipped as standard with one of the best automated manual transmissions on the market. Three versions are available, to respond to the requirements of each type of application.

- OPTIDRIVER for improved driving comfort and reduced fuel consumption.
- OPTIDRIVER XTREM specific to extreme use up to 120 t. The load sensor ensures that the correct gearbox ratio is selected at all times.
- OPTIDRIVER XTREM + XTENDED, one or two crawler gears are available for improved obstacle clearance performance and to make it easier for the vehicle to move off with heavy loads; this limits component wear and extends the service life of the clutch.

→ CHASSIS: CONFIDENCE AND PEACE OF MIND

High elastic limit chassis and side member reinforcement cover adapted to each vehicle application. Straight side members 300 x 90 x 8 mm. Addition of 5 mm inner side members

→ HEAVY-DUTY COMPONENTS

Protective screen for components exposed to impacts: radiator, air production management, brakes, etc. Steel tanks with high ground clearance for off-road applications.

→ 100% STEEL BUMPER

Improved ground clearance and better approach angle for off-road use. Design that limits damage to the front end. In three sections to reduce maintenance costs.

→ MECHANICAL REAR SUSPENSION

26 tonnes (parabolic) and 32 tonnes (semi-elliptical). Xtrem: 32 tonnes with 4 reinforced parabolic leaf springs.

→ HEADLIGHT GRILLE

Polycarbonate headlamp units recessed into the bumper and headlight protective grilles.

EXCEPTIONAL TECHNICAL CAPABILITIES

→ MAXIMUM LOADS

K XTREM: 34 tonne payload.
50 t GCW on 8x4 rigid and up to 120 t GTW on 6x4 tractor.

→ BODYBUILDER PRE-EQUIPMENT

3 exhaust outlets, mechanical pre-equipment, multiple body brackets, wide selection of wheelbases for adapted bodywork.

EXCEPTIONAL OBSTACLE-CLEARING CAPABILITIES

→ EASY MANOEUVRING

Approach angle of up to 32°, one of the best on the market.
One of the highest under-axle ground clearances for maximum mobility.
Reduced turning radius.

→ CLASS-LEADING TRACTION

Double reduction bogie axle.
Simple differential locking via a rotary knob.
All-wheel drive models (4x4/6x6/8x6/8x8).

→ ATC SYSTEM (AUTOMATIC TRACTION CONTROL)

"All-Wheel Drive" range K vehicles can be equipped with an electronic ATC (Automatic Traction Control) management system for engaging front axle drive when the system detects rear wheel slippage.
Vehicles consequently benefit from optimal mobility over all terrain types, while reducing fuel consumption, tyre wear and final drive axle wear in comparison with permanent all-wheel drive vehicles, thus simplifying logistics and reducing maintenance requirements.



USER-FRIENDLY AND EFFICIENT TECHNOLOGY

Ergonomic dashboard with intuitive, user-friendly controls (rotary knobs).

→ OFF-ROAD MODE

Specific mode for improving vehicle mobility and safety.

→ MANUAL RETARDER

Ensures complete control of the vehicle on damaged road surfaces (no input from the driver's feet).

→ ELECTRIC PARKING BRAKE

Parking brake activated automatically when the engine is switched off. It is released automatically when the vehicle moves off. (Hill Start Assist).

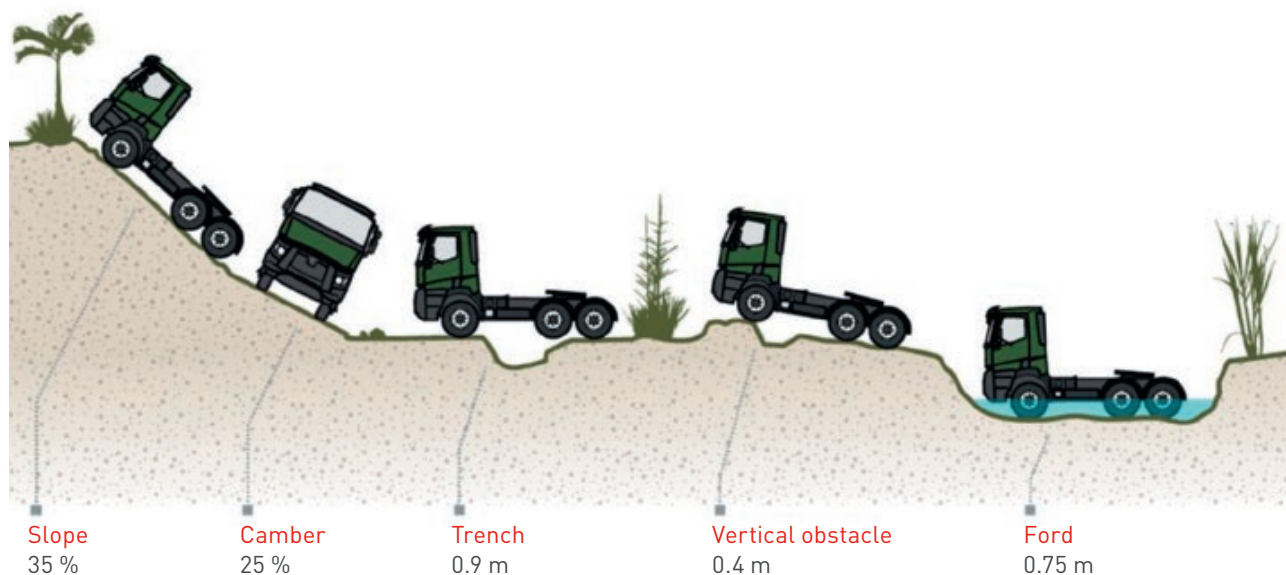
→ MANUAL THROTTLE

Ensures complete control of the vehicle on damaged road surfaces (no input from the driver's feet).



PERFORMANCE

(for range K "All-Wheel Drive")



Maximum on-road speed: 110 km/h (with limitation in accordance with the regulations in force).

Maximum fuel range: 1600 km (depending on fuel tank capacities)

Air freight: A400M (or other equivalent aircraft)

*The values indicated may vary according to vehicle configuration

OPTIONAL MILITARISATION EQUIPMENT

Range K trucks can be equipped with numerous specific options, adapted to military use.



- 1 BULLBAR
- 2 BLACK-OUT SYSTEM
- 3 ACCESSORIES BAR
- 4 FRONT AND REAR SHACKLE HOLDERS
- 5 FRONT AND REAR TOWING CONNECTIONS
(electric 12-pin and air)

- 6 AIR-TRANSPORTABLE CHASSIS
(lashing point braces)
- 7 MILITARY BATTERY PRE-EQUIPMENT
- 8 NATO JUMP START SOCKET
- 9 HEAVY-DUTY LOCKERS
- 10 CYCLONIC FILTER
- 11 CAB REAR EMERGENCY SPARE WHEEL CARRIER

- 12 RAMP BRAKE
- 13 MULTI-FUNCTION SUPPORTS
- 14 NATO GREEN HEAVY-DUTY UPHOLSTERY
- 15 MILITARY RADIO PRE-EQUIPMENT, ETC.
Special paint, multi-coloured, chassis coating
Military markings

RANGE OVERVIEW

RANGE K

Cabs	Configurations	Type	GCW/GTW (tonnes)	Engine	Power rating (hp)			Gearbox	Chassis
					Euro 6	Euro 5	Euro 3		
Day cab Night & Day cab Sleeper cab Crew cab	4x2 4x4	Rigid	18-19 / 70	DTI 11 / DE 11	380 430 460	380 430 460	330 380 440	Optidriver 12-speed Optidriver Xtrem 12-speed	Medium Heavy Xtrem
	6x4 6x6		26 / 100 35 / 100						
	8x4 8x6		32 / 80 42 / 80 50 / 80						
	8x8*		50 / 70						
	4x2 4x4		19-21 / 70 19-21 / 65						
	6x4 6x6	26 / 120 35 / 100	Tractor						

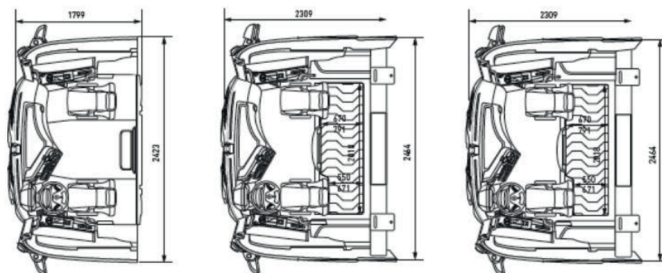
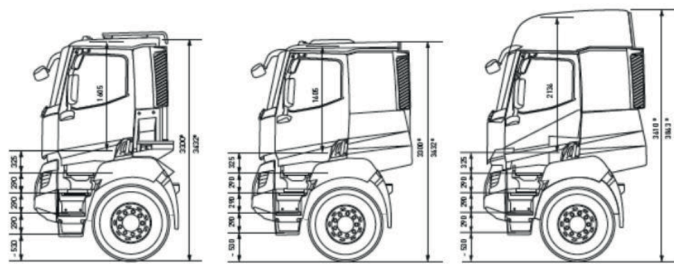
*8x8 rigids only with DTI 13 engine. **Optidriver Xtended 14-speed only available on 4x4 and 6x6.

RANGE C

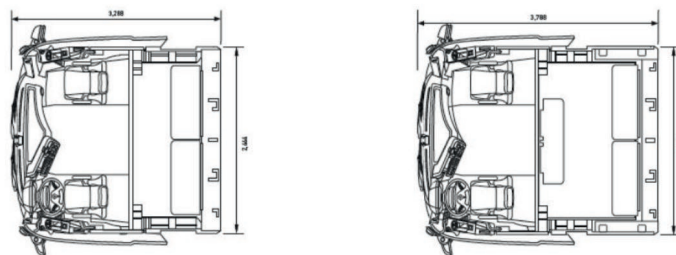
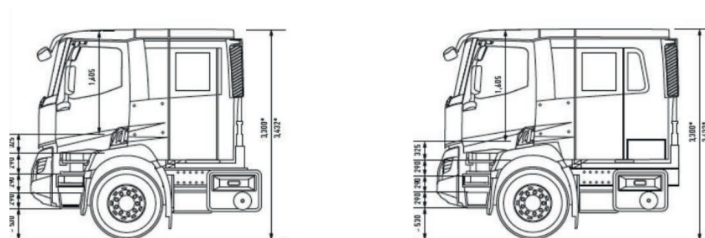
Cabs	Configurations	Type	GCW/GTW (tonnes)	Engine	Power rating (hp)			Gearbox
					Euro 6	Euro 5	Euro 3	
Day cab Night & Day cab Sleeper cab Crew cab	4x2 Optitrack	Rigid	18-19 / 70	DTI 11 / DE 11	380 430 460	380 430 460	330 380 440	Optidriver 12-speed
	6x2 & 6x2'4 Optitrack		26 / 70					
	6x4 Optitrack		26 / 100					
	8x4 & 8x2'6 Optitrack		32 / 80					
	4x2 Optitrack	Tractor	18-19 / 70	DTI 13 / DE 13	440 480 520	440 480 520	460 500	Optidriver Xtrem Xtended 13-speed
	6x4 Optitrack		26 / 100					

CABS

An extensive selection of cabs: day cabs, sleeper cabs or 4-door cabs are available for adaptation to all configurations.



	DAY CAB	NIGHT & DAY CAB	SLEEPER CAB
Type	Day cab Standard roof	Sleeper cab Standard roof	Sleeper cab High roof
Interior height	1605 mm	1605 mm	2136 mm
Height over tunnel	1405 mm	1405 mm	1936 mm
Floor	200 mm engine tunnel		



	XL CAB	XXL CAB
Type	4-door cab 6 seats	4-door cab 8 seats
Interior height	1605 mm	1605 mm
Height over tunnel	1405 mm	1405 mm
Floor	200 mm engine tunnel	

Note: diagrams and clearance height above refer to range K. Cab dimensions are applicable for ranges K and C.

EXAMPLES OF RANGE K AND C BODIED TRUCKS EQUIPPED FOR MILITARY USE



K 460 P8x4 €3 Volumetric Mixer



C430 P8x4 €6 Scorpion Arm



K 460 P6x4 €6 Gritter



K380 P4x4 €6 Tarpaulin Curtain Rigid



K460 P6x6 €6 20' Flatbed



C 460 P6x4 €6 XXL Fire tender



K460 T6x4 €3 Tractor



C430 P8x4 €6 Shelter carrier



K520 T6x4 €6 Low-loader tractor

MEDIUM-DUTY TRUCKS



- With its D 2.1 m and D Cab 2.3 m Wide ranges, Renault Trucks offers a full range of Medium-Duty trucks suited to all military logistics transport activities (transport of personnel, cargo, 10' and 15' flat beds, breakdown recovery, tanker, refuelling, transportable technical shelters, ancillaries, fire protection, etc.) with loading capacities of up to 26 tonnes GCW (D Wide 6x2).
- Rigid and tractor versions are available, 4x2 and 6x2 all-road and 4x4 all-terrain (on D 2.1 m only).

D CAB 2.1 M



D CAB 2.3 M WIDE



ROBUST TRUCKS

- The Renault Trucks D chassis has been tested under extreme loading conditions. To guarantee maximum reliability and durability, the cab has been reinforced using equipment and materials recognised for their strength.
- The chassis side members are drilled according to the vehicle configuration, guaranteeing a minimum of holes and better structural resistance.
- For extreme uses, range D 2.1 vehicles may be fitted with optional equipment.
 - 100% steel bumper.
 - Polycarbonate headlamp units and headlight protective grilles.
 - Zero-maintenance heavy-duty mechanical suspension.
- The cab has undergone impact testing and is equipped with reinforced seats.

GO-ANYWHERE TRUCKS

→ NARROWER CAB

for improved handling.

→ REDUCED TURNING RADIUS

for negotiating urban environments with ease.

→ OFF-ROAD MODE

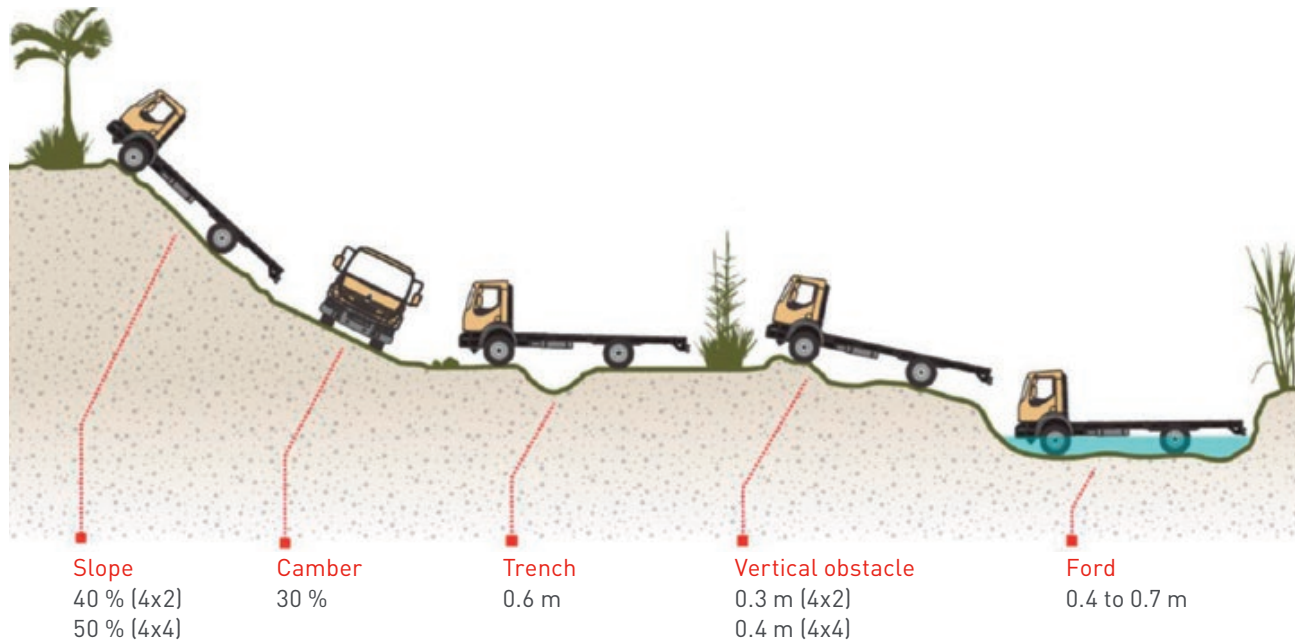
Specific mode for improving vehicle mobility and safety.

→ UNRIVALLED HANDLING

Engine torque available from low engine speeds linked to an automated manual transmission to improve driving comfort.

PERFORMANCE

(D2.1 M 4X4)



*The values indicated may vary according to vehicle configuration.

Maximum on-road speed: 110 km/h (with limitation in accordance with the regulations in force).

Maximum fuel range: > 800 km (depending on fuel tank capacities)

Air freight: A400M (or other equivalent aircraft)

OPTIONAL MILITARISATION EQUIPMENT

Trucks from range D 2.1 m may be fitted with optional militarisation equipment to meet the requirements of the activities to be carried out.

- black-out system
- NATO jump start socket
- towing air and 12-pin electrical connectors
- bullbar
- cab layout
- hauling winch
- military markings
- special paint, multi-coloured, chassis coating

RANGE OVERVIEW / EURO 6

Cab	Configurations	Type	GCW	GCWR	Chassis	Engine	Power rating (hp)	Gearbox	Final drive axle					
Cab 2.1 m	4x2	Rigid	7.5 t	11 - 17.5 t	LOW Wheels 17,5"	DTI 5	210 hp 240 hp	6-speed automated manual transmission 6-speed manual 5-speed automatic	P08120					
			10 t	13.5 - 19 t										
			12 t	15.5 - 19 t										
	4x2		12 t	15.5 - 32 t	MEDIUM Wheels 19,5"	DTI 5	210 hp 240 hp	6-speed automated manual transmission 6-speed manual 9-speed manual 6-speed automatic	P11140 P11150 P1191					
			13 t	16.5 - 32 t										
			14 t	17.5 - 32 t										
			15 t	18.5 t										
	4x2		16 t	19.5 - 32 t	HIGH Wheels 22,5"	DTI 8	250 hp 280 hp	6-speed automated manual transmission 6-speed manual 9-speed manual 6-speed automatic	P11140 P11150 P1191					
			13 t	16.5 - 32 t										
			14 t	17.5 - 32 t										
	4x4		16 t	19.5 - 32 t	HIGH Wheels 22,5"	DTI 8	250 hp 280 hp	6-speed automated manual transmission 6-speed manual 9-speed manual 6-speed automatic	P11150					
			12 t	16.5 - 25 t										
14 t		17.5 - 25 t												
Cab 2.3 m	4x2	Rigid	18 - 19 t	44 t 50 t (With DTI 11)	HIGH Wheels 22,5"	DTI 8	250 hp 280 hp 320 hp	12-speed automated manual transmission 6-speed manual 9-speed manual 6-speed automatic	P13170 P1391 P1361					
				22.5 t (With NGT 9)										
				26 t						44 t 50 t (With DTI 11)	DTI 11	380 hp 430 hp	12-speed automated manual transmission	
	6x2 - 6x2'4		29.5 t (With NGT 9)	NGT 9		320 hp	6-speed automatic							
			4x2					Tractor		18 - 19 t	44 t 50 t (With DTI 11)	DTI 8	280 hp 320 hp	12-speed automated manual transmission 9-speed manual
											DTI 11	380 hp 430 hp	12-speed automated manual transmission	

Renault Trucks

16
17

Militarised logistics trucks

RANGE OVERVIEW / EURO 3

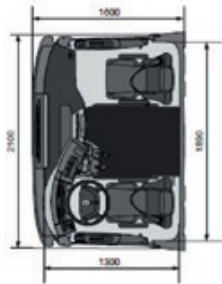
Cab	Configurations	Type	GCW	Chassis	Engine	Power rating (hp)	Gearbox	Cabs
Cab 2.1 m	4x2	Rigid	14 t	HIGH Wheels 22,5" 20"	DTI 8	220 hp 250 hp 280 hp	6-speed manual 9-speed manual	Day cab Global Cab Crew cab
			16 t					
			18 t					
	4x4		14 t					
			16 t					

CABS

An extensive selection of cabs: day cabs, sleeper cabs or 4-door cabs are available for adaptation to all configurations.



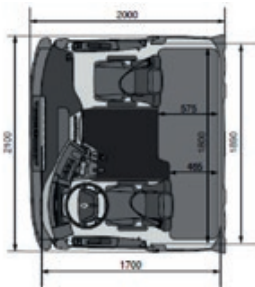
DAY CAB




DAY CAB



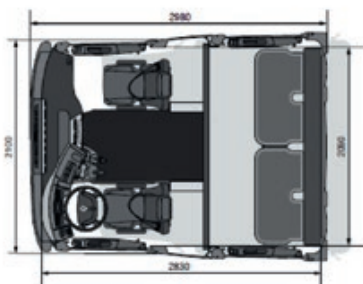
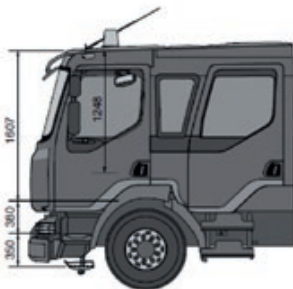
GLOBAL CAB



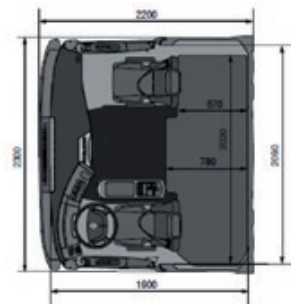
GLOBAL CAB



CREW CAB



NIGHT & DAY CAB



EXAMPLES OF RANGE D AND D WIDE BODIED TRUCKS EQUIPPED FOR MILITARY USE



D14 HIGH P4x4 280 €6 15' Flat bed



D13 HIGH P4x4 280 €3 Tarpaulin Curtain Rigid



D16 WIDE P4x2 280 €6 Breakdown recovery arm



D16 HIGH P4x2 280 €6 Curtain Rigid Winch



D6 MED P4x2 280 €6 Dropside Crane



D19 WIDE P4x2 280 €6 Refueller



D14 HIGH P4x4 280 €6 FG Workshop



D14 HIGH P4x4 250€6 Forest Fire Fighting Tender



D18 HIGH P4x2 280 €6 VAN



D16 MED P4x2 280 €6 Catch arm



D19 WIDE P4x2 320 €6 Jetter



D13 HIGH P4x4 240 €3 Tarpaulin Curtain Rigid



D13 HIGH P4x4 240 €3 Tarpaulin Curtain Rigid

HEAVY-DUTY LONG HAUL T RANGES



With its LONG HAUL T and T HIGH range of trucks, Renault Trucks offers road haulage trucks that are perfectly suited to long haul applications.

→ LOWER FUEL CONSUMPTION

Low-friction pistons and lightweight components to reduce the engine weight.

→ MAXIMUM EMISSIONS CONTROL

Finer particle filter for maximum efficiency.

→ GREATER DURABILITY

Corrosion-resistant cobalt-based valve seats and vanadium SCR catalyst.

→ COMFORT OF LIFE ONBOARD

Increased cab volume, multiple storage compartments, large rest area, neat finishing and interior trim.

RANGE OVERVIEW

RANGE T

Cab	Configurations	Type	GCW	Chassis height	GCWR	Engine	Power rating (hp)	Gearbox
Day Cab* Night & Day cab Sleeper cab	4x2	Tractor	19 t	X-LOW LOW MEDIUM	40 t 44 t 60 t	DTI 11 / DE 11	380 hp 430 hp 460 hp	AMT Optidriver 12
	6x2 pusher axle/ 6x2 tag axle		26 t	LOW MEDIUM				
	4x2	Rigid	19 t			LOW MEDIUM	DTI 13 / DE 13	
	6x2		26 t					
High Sleeper cab	4x2	Tractor	19 t	X-LOW LOW MEDIUM	40 t 44 t 60 t	DTI 13 / DE 13	440 hp 480 hp 520 hp	AMT Optidriver 12
	6x2 pusher axle/ 6x2 tag axle		26 t	LOW MEDIUM				
	4x2	Rigid	19 t			LOW MEDIUM	DTI 13 / DE 13	
	6x2		26 t					

*Only available with DTI 11.

MASTER RANGES



Van, chassis-cab, platform cab, Renault Trucks Master Red EDITION is available in all versions, from 2 to 17-seat, to suit your vehicle application requirements.

ENCLOSED TRANSPORT



FWD/RWD panel vans



Crew cab van



Combi



Bus

OPEN TRANSPORT



Platform cab



Chassis cab



Chassis crew cab



New front end, new interior trim, new dashboard, new equipment, new technology, Renault Trucks Master Red EDITION has been completely redesigned to enable you to perform your tasks efficiently and in complete safety.

- **7 ENGINES**
Euro 6 or Euro VI and electric motor
- **CABS**
From 2 to 16 seats
- **GCW**
3.1 t to 4.5 t

- **4 MODELS**
Chassis cab, Platform cab, Van, Personnel carrier
- **DRIVE LINE**
Single-wheel FWD, single-wheel or twin-wheel RWD

Renault Trucks Master Red EDITION is equipped as standard with the new 150 hp Euro 6 Step D temp engine.

→ MORE POWER

→ LESS FUEL CONSUMPTION

→ MORE TORQUE

→ LESS CO₂

Six other new engines, including one electric motor, are also available.

	Engines	Power/Torque	Gearbox
Light Duty Euro 6 d-temp	4 cylinders 2.3 L Twin turbo	135 HP 360 Nm	6-speed manual
		150 HP 385 Nm Stop & Start	6-speed manual/ 6-speed automated manual transmission
		180 HP/400 Nm Stop & Start	
Heavy Duty Euro VI D	4 cylinders 2.3 L Twin turbo	130 HP/330 Nm (RWD)	6-speed manual
		145 HP/360 Nm Stop & Start	
		165 HP/380 Nm Stop & Start	

→ 4 LENGTHS & 3 HEIGHTS

→ VOLUMES OF 8 M³ TO 17 M³ ON VAN VERSION

→ 3 GCW

	Front-wheel drive			Rear-wheel drive			Twin-wheel		
	Single-wheel			Single-wheel			Twin-wheel		
Targets	Payload and Road Haulage			Heavy Loads and Traction			Heavy Loads and Traction		
Benefits	Loading sill lowered by 13 mm			Improved manoeuvrability Reduced turning radius			Improved manoeuvrability Reduced turning radius		
Engines	Euro 6 d-temp - Euro VI d			Euro VI d			Euro VI d		
Gearbox	Manual Automated Manual			Manual			Manual		
GCW	3.3 t - 3.5 t			3.5 t - 4.5 t			3.5 t - 4.5 t		
VAN (Day or Crew Cab)	L1 (H1, H2)	E10 (3182 mm)	Short overhang						
	L2 (H2, H3)	E20 (3682 mm)	Short overhang						
	L3 (H2, H3)	E30 (4332 mm)	Short overhang	L3 (H2, H3)	E20 (3682 mm)	Long overhang	L3 H2, H3)	E20 (3682 mm)	Long overhang
				L4 (H2, H3)	E30 (4332 mm)	Long overhang	L4 (H2, H3)	E30 (4332 mm)	Long overhang
CHASSIS CAB (Day or Crew Cab)	L2	E20 (3682 mm)	Short overhang	L2	E20 (3682 mm)	Short overhang	L2	E20 (3682 mm)	Normal overhang
	L3	E30 (4332 mm)	Short overhang	L3	E30 (4332 mm)	Short overhang	L3	E20 (3682 mm)	Long overhang
							L4	E30 (4332 mm)	Long overhang
PLATFORM CAB	L2 (H1, H2)	E20 (3682 mm)	Short overhang						
	L3 (H1, H2)	E30 (4332 mm)	Short overhang						

The light commercial vehicle from Renault Trucks is equipped as standard with many exclusive options to improve comfort, efficiency and driver safety while on the road and throughout its service life.

Renault Trucks Master Red EDITION is also available as a 4x4 version.



→ 4X4 VAN

Wheelbase in mm	3.682	4.332
Approach angle	23,5	23
Ramp breakover angle	11,4-12,2	10,7
Departure angle	10,0-12,0	11,7
Ground clearance (mm) (depending on load/model)	181 - 197	187

Fording at depths of up to 300 mm at speeds of < 10 km/h.

All data with minimum load.

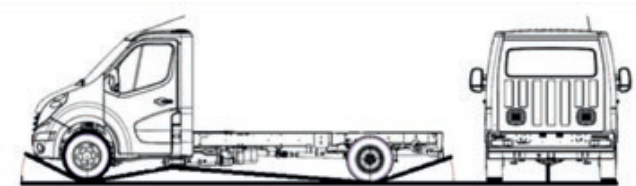



→ 4X4 PLATFORM CHASSIS

Chassis Ca/Wheelbase in mm	3.682	4.332		
Rear overhang	1.119	1.669	1.119	1.669
Approach angle	24	23,5	23,5	23,5
Ramp breakover angle	13	12	11,4	11
Departure angle	17,4	11	17	11
Ground clearance (mm) (depending on load/model)	167	167	167	167

Fording at depths of up to 300 mm at speeds of < 10 km/h.

All data with minimum load.





We recommend Renault Trucks Oils.
Dimensions and specifications are provided for guidance only.
The manufacturer reserves the right to change them without prior notice.
Renault Trucks SAS with a capital of €50,000,000 - 954 506 077 RCS Lyon

